



# **FREEDOM OF INFORMATION**

## *2018 Annual Statistics Report*

Office of the Ombudsman

Anderson Square  
64 Shedden Road, PO Box 2252  
Grand Cayman KY1-1107  
Cayman Islands

T +1 345 946 6283  
F +1 345 946 6222  
info@ombudsman.ky

[ombudsman.ky](http://ombudsman.ky)

# Contents

03	<b>INTRODUCTION</b>
03	<b>METHODOLOGY</b>
04	<b>FOI STATISTICS</b>
	Number of FOI requests per year (2009-2018)
	Spread of FOI requests across the Public Sector (2018)
	Response times (2009-2018)
	Outcomes of FOI requests (2018)

## Introduction

This year we celebrate the 10th anniversary of the Freedom of Information Law (FOI Law) which came into force in January 2009.

The FOI Law promotes openness by creating a general right of access, balanced by exemptions for specific reasons, consistent with the system of constitutional democracy in the Cayman Islands.

This report provides statistics which place the 2018 figures in the context of the trends and results for the last ten years.

This report supplements the statistical report concerning the operations of the FOI Law to be tabled in the Legislative Assembly pursuant to section 40 of the FOI Law.

## Methodology

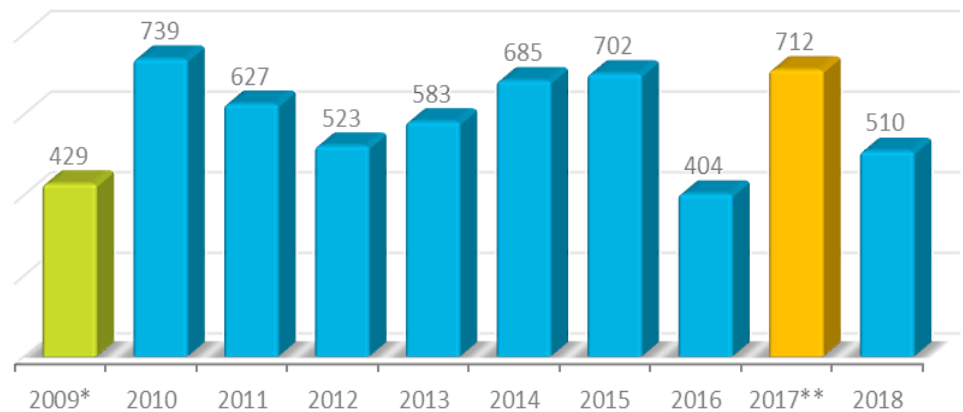
This report was compiled using aggregated statistics from the Cayman Islands Government's central tracking system known as JADE. Those figures have been augmented with, and verified against, compliance reports on FOI activity received from each individual public authority.

JADE is owned and maintained by the Cabinet Office, and we are grateful to the FOI Unit of the Cabinet Office for providing many of the raw data for this report.

## FOI Statistics

### NUMBER OF FOI REQUESTS PER YEAR (2009-2018)

Following an initial spike shortly after the FOI Law came into effect in 2009, the number of requests received by Government has varied from approximately 500 to 700. In ten years of operation, 5,914 requests were made under the FOI Law.

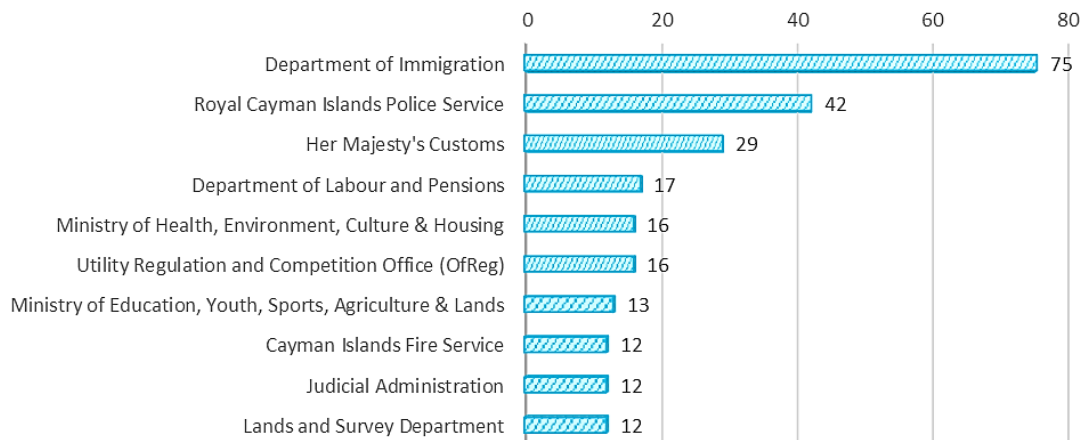


\* 6 months period from 01 January 2009 to 30 June 2009

\*\* 18 months period from 01 July 2016 to 31 December 2017

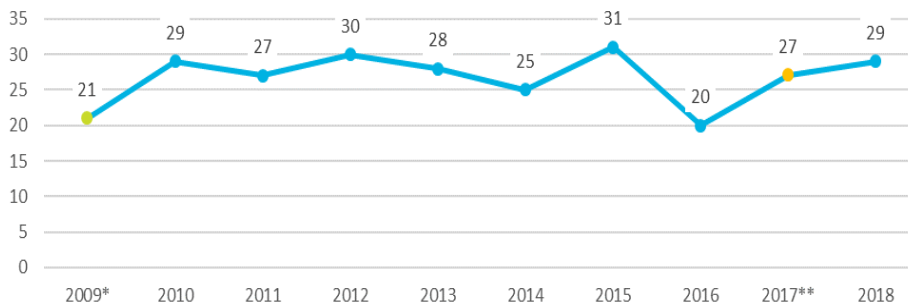
### SPREAD OF FOI REQUESTS ACROSS THE PUBLIC SECTOR (2018)

As in previous years, most FOI requests were received by those public authorities whose decisions impact individuals the greatest. The Department of Immigration (75) received the most requests followed by the Royal Cayman Islands Police Service (42) and H.M. Customs Department (29).



## RESPONSE TIMES (2009-2018)

The FOI Law requires public authorities to give their initial response to an FOI request “as soon as practicable” but not later than 30 calendar days after receiving it. This year the average response time increased to 29 days which marks an increase of 9 days since 2016.



\* 6 months period from 01 January 2009 to 30 June 2009

\*\* 18 months period from 01 July 2016 to 31 December 2017

In 2018 more than 43% of FOI requests took longer than 30 days, compared to 37% in 2017.

## RESPONSE TIMES 2018

# 3.3%

*Same day*

# 16.7%

*1-10 days*

# 36.3%

*11-30 days*

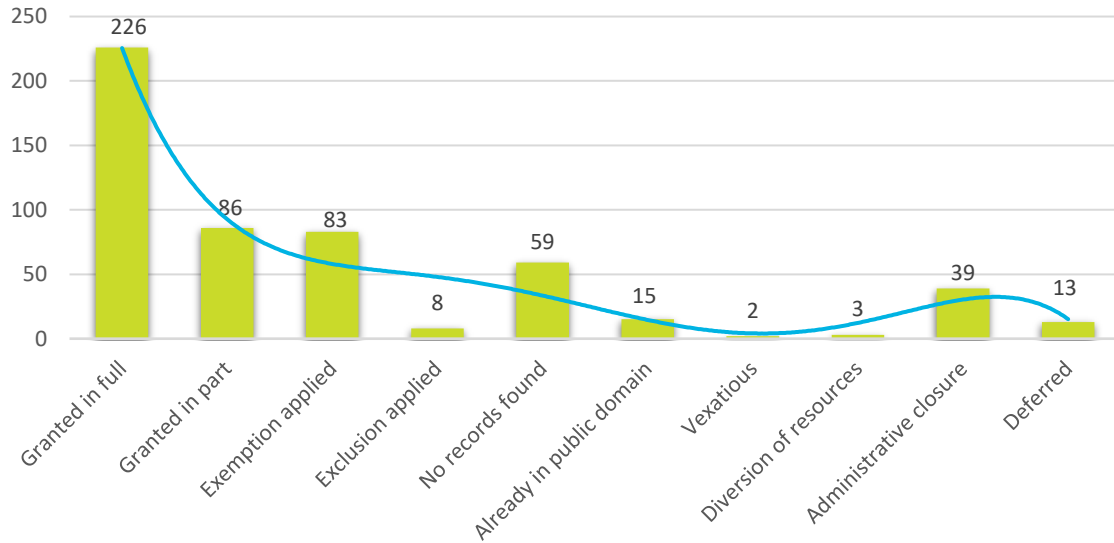
# 26.5%

*31-60 days*

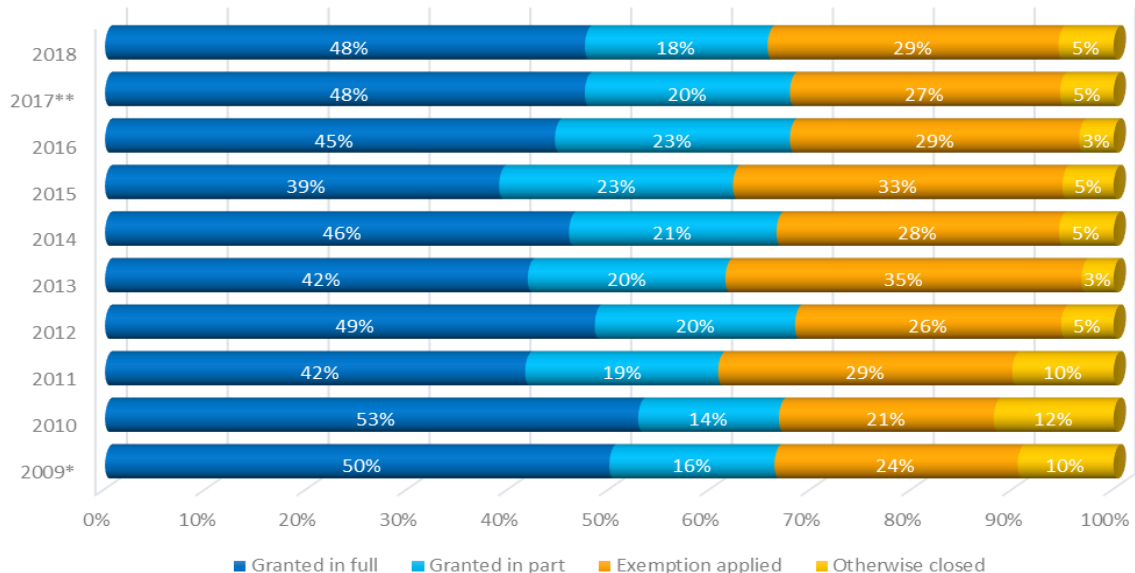
# 17.2%

*Over 60 days*

### OUTCOMES OF FOI REQUESTS (2018)



When we discount cases where no records were found, records were already in the public domain, the request was a duplicate, or the request was withdrawn by the applicant, the proportion of requests granted (in full or in part) was about 65%, which is average in the 10 year period since the FOI Law has been in effect.



\* 6 months period from 01 January 2009 to 30 June 2009

\*\* 18 months period from 01 July 2016 to 31 December 2017